









# BRUGERREJSE:

FØR


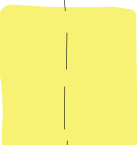

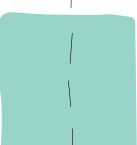
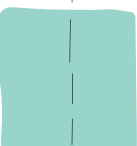
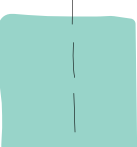
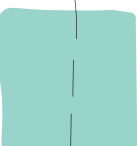

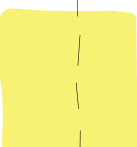
UNDER

EFTER

Handlinger - definer de vigtigste skridt/øjeblikke under hver fase

							
---	---	---	---	--	---	---	---

Følelser - tegn en følelseskurve med hver handling for at visualisere den oplevede værdi - sæt lidt ord på (evt. citater)

								
---	---	---	---	---	--	---	---	---

Kontaktpunkter - angiv, hvilke kanaler brugeren anvender under hver handling

							
---	---	---	---	--	---	---	---

Noter - skriv ydeligere bemærkninger og spørgsmål her

							
---	---	---	---	--	---	---	---